EN
TR

Wireless Switch
Quick Start Guide

V1.0.0

Package Contents

- Sensor × 1
- 3 M Sticker × 1
- Quick Start Guide × 1
- Warranty Card × 1

Specifications

- Wireless technology: Zigbee
- Working voltage: 3 VDC (with CR2032 battery)
- Wireless frequency band: 2.4 GHz
- Operating temperature: +14°F to +131°F (-10°C to +55°C)
- Low battery notification: Supports

Overview

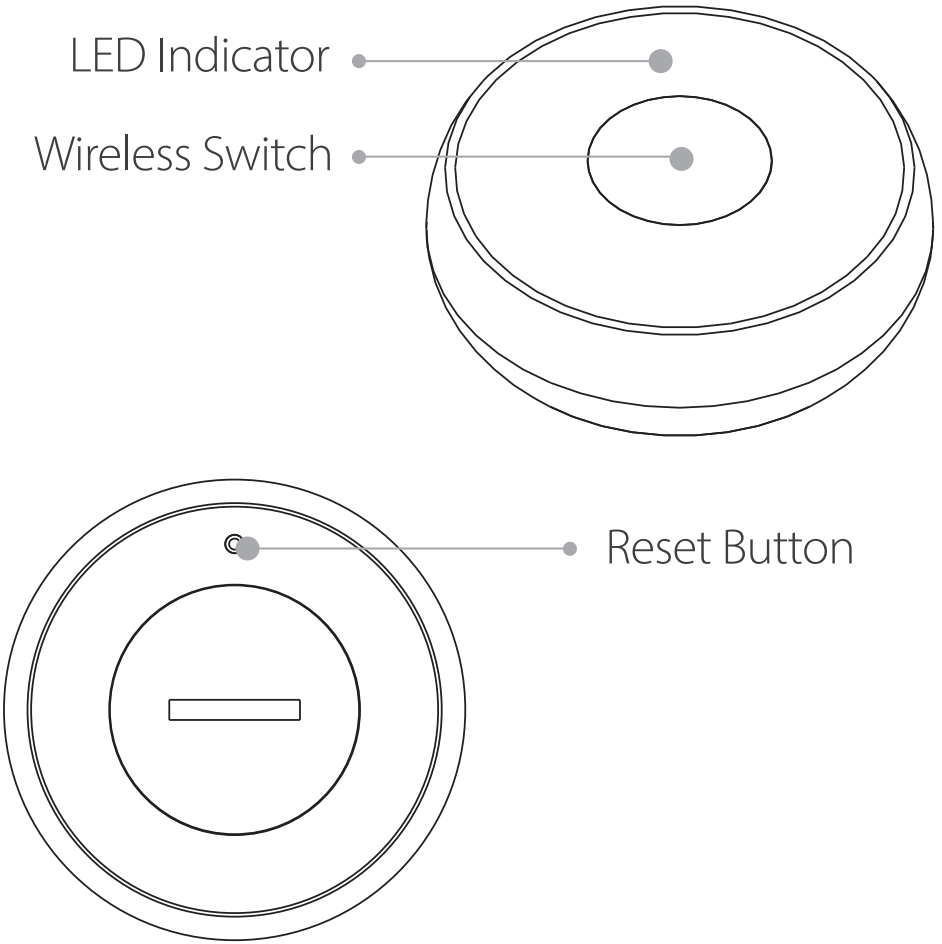

Device Setup

1. Scan the QR code below or search for “Imou Life” in the app store to download and install the app.



Download on the App Store

GET IT ON Google Play

Imou Life

If you already use the app, make sure that you are using the latest version.

2



3

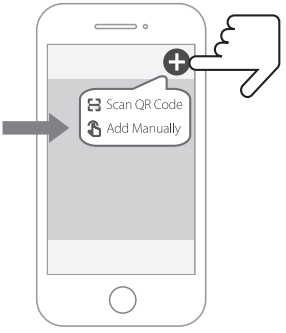

Pairing Setup

Use the Imou Life app to scan the QR code on the manual and follow the instructions on the app.

1. Place the device close to the gateway. Make sure the gateway is powered on. Press the button on the front of the gateway and wait until the indicator slowly flashes blue.

2. Insert a coin or a flat head screwdriver into the slot at the rear lid, and rotate anticlockwise to unscrew the lid.

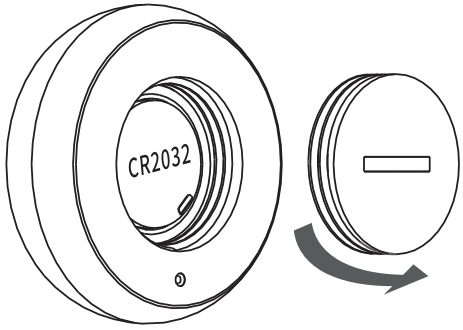

❸ Pull out the battery insulation film to power on the device, and then replace the lid.

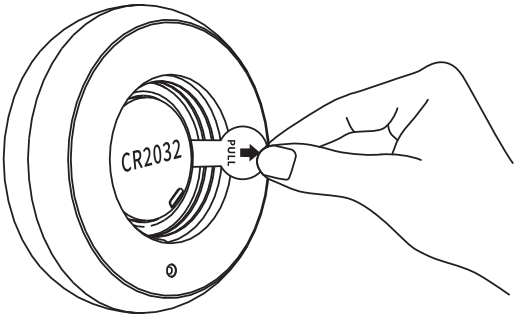

❹ Use a pin to press the reset button for 5 s until the LED flashes green to enter the pairing mode.

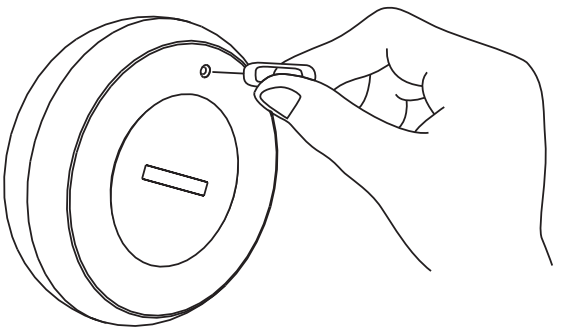

Installation

1. Install the device on the table or the floor.
- Place the device on a flat and clean spot.

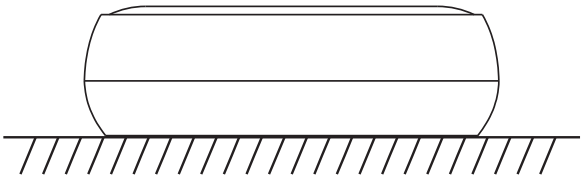

2. Mount the device on the door or the wall.
- Remove the protective film from the 3M adhesive sticker, and attach the device to where you want to install.

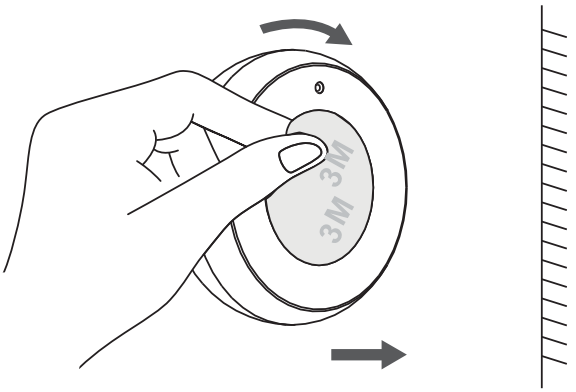

TR

Kablosuz Anahtarı
Hızlı Başlangıç Kılavuzu

V1.0.0

Paket içeriği

- Sensör ×1
- 3M Etiket ×1
- Hızlı Başlangıç Kılavuzu × 1
- Garanti belgesi × 1

Teknik Özellikler

- Kablosuz teknoloji: Zigbee
- Çalışma voltajı: 3 VDC (CR2032 pil ile)
- Kablosuz frekans bandı: 2,4 GHz
- Çalışma sıcaklığı: +14°F ila +131°F (-10°C ila +55°C)
- Düşük pil bildirimi: Destekler

Genel Bakış

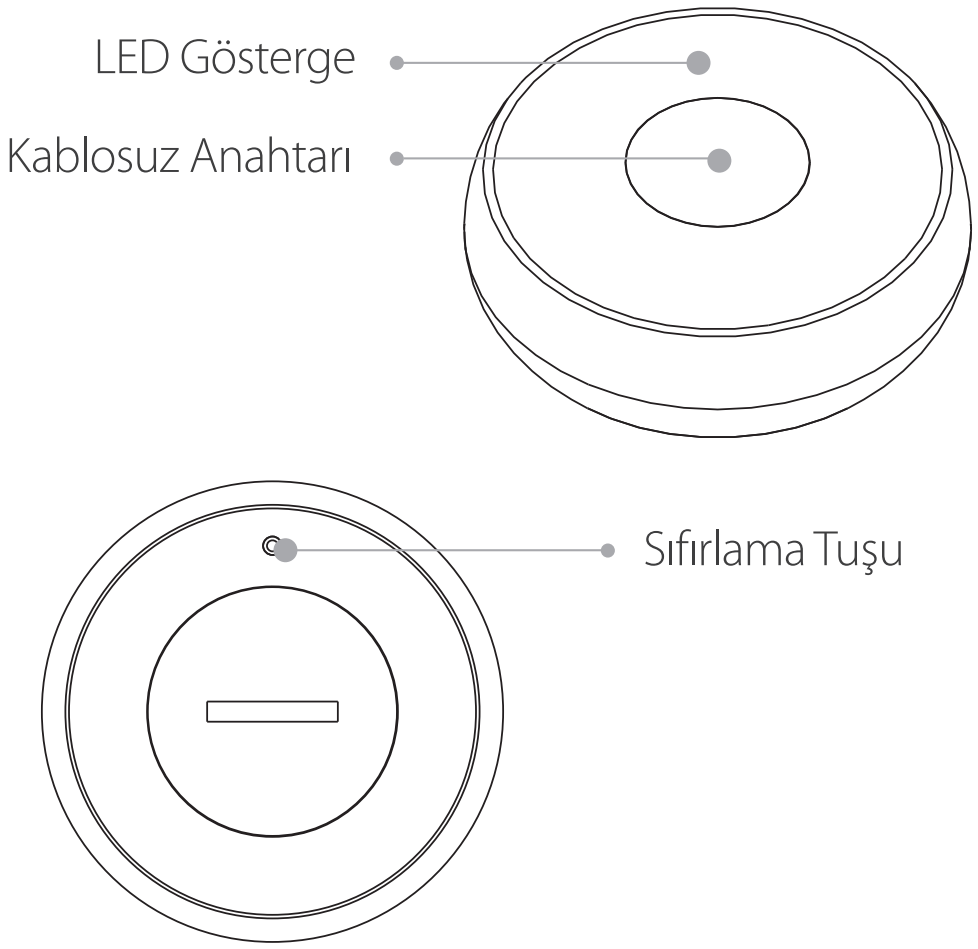

Cihazı Kurun

1 Uygulamayı indirip yüklemek için aşağıdaki QR kodunu tarayın veya uygulama mağazasında "Imou Life" ifadesini arayın.

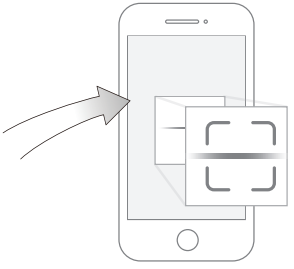

App Store 'dan indirin

Google Play 'DEN EDİNİN

Imou Life

i Uygulamayı hâlihazırda kullanıyorsanız en son sürümü kullandığınızdan emin olun.

2



3

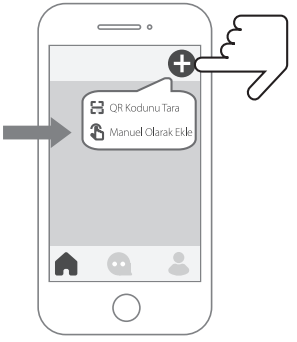

Eşleştirme Kurulumu

Kılavuzdaki QR kodunu taramak için Imou Life uygulamasını kullanın ve uygulamadaki talimatları izleyin.

1. Cihazı ağ geçidinin yakınına yerleştirin. Ağ geçidinin açık olduğundan emin olun. Ağ geçidinin önündeki düğmeye basın ve gösterge yavaşça mavi renkte yanıp sönene kadar bekleyin.

2. Arka kapaktaki yuvaya madeni para veya düz uçlu bir tornavida sokun ve kapağı çevirerek çıkarmak için saat yönünün tersine çevirin.

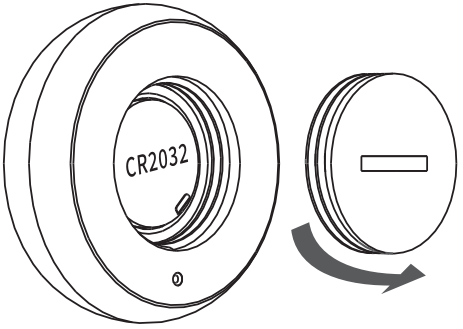

❸ Cihazı çalıştırmak için pil yalıtım filmini çıkarın ve ardından kapağı yerine takın.

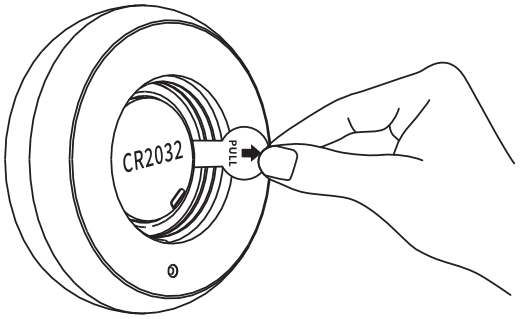

❹ Eşleştirme moduna girmek için LED yeşil renkte yanıp sönene kadar bir iğne kullanarak sıfırlama düğmesine 5 sn. basılı tutun.

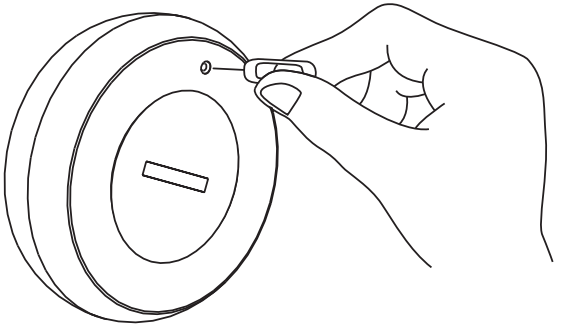

Kurulum

1. Cihazı masaya veya zemine kurun.
- Cihazı düz ve temiz bir yere yerleştirin.

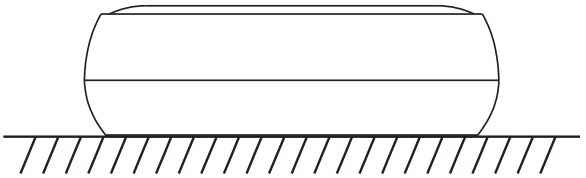

2. Cihazı kapıya veya duvara monte edin.
- 3M yapışkan etiketinden koruyucu filmi çıkarın ve cihazı takmak istediğiniz yere yapıştırın.

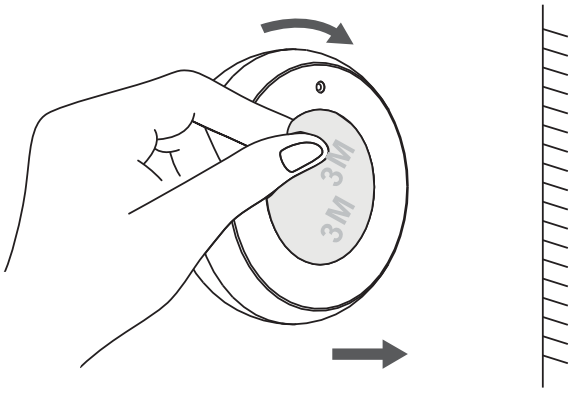

Regulatory Information

European Directives Compliance

CE This product complies with the applicable CE marking directives and standards:

- Low Voltage (LVD) Directive 2014/35/EU.
- Electromagnetic Compatibility (EMC) Directive 2014/30/EU.
- Restrictions of Hazardous Substances (RoHS) Directive 2011/65/EU and its amending Directive (EU) 2015/863.

A copy of the original declaration of conformity may be obtained from Imou.

The most up to date copy of the signed EU Declaration of Conformity (DoC) can be downloaded from: https://en.imou-life.com/support/downloadCenter/eudoc.

CE-Electromagnetic Compatibility (EMC)

This digital equipment is compliant with Class B according to EN 55032.

CE-Safety

This product complies with IEC/EN/UL 62368-1, Audio/video, information and communication technology equipment – Part 1: Safety requirements and IEC/UL 60950-1: Safety of Information Technology Equipment.

RF Exposure Warning

(Only for the product has RF communication function)
This equipment must be installed and operated in accordance with provided instructions and the antenna(s) used for this transmitter must be installed to provide a separation distance of at least 20 cm from all persons and must not be co-located or operating in conjunction with any other antenna or transmitter. End-users and installers must be provided with antenna installation instructions and transmitter operating conditions for satisfying RF exposure compliance.
This equipment should be installed and operated with a minimum distance 20cm between the radiator and your body.

imou

service.global@imoulife.com

FAQ https://www.imoulife.com/support/faq

https://www.imoulife.com

@imouglobal